



The Choice of Medalists




SHIBUYA
The Choice of Medalists

2026 PRODUCT GUIDE

ULTIMA CP PRO G2

TARGET COMPOUND SIGHT

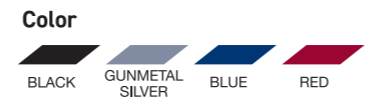
ULTIMA CP PRO G2 3D & Target Compound Sight

SHIBUYA's Premium Compound Sight for 3D and Target Competition Alike. The Apex Predator of 3D and Target Compound Sights.




NEW High-Precision Micro Adjustments

ULTIMA CP PRO G2 features 32-pitch threads for elevation and windage travel, bringing travel per click down to 0.00156" (0.038mm) for all adjustments.



NEW Polygonal Carbon Extension G2

ULTIMA CP PRO G2's second generation Polygonal Carbon Extension features a slim profile, while retaining torsional stiffness and exceptional vibration damping. With its tapered shape it dampens vibration better than any other extension bar on the market.



Quick Change Windage

ULTIMA CP PRO G2's front detach enables the archer to have multiple scope setups prepared with corresponding second- and third axis settings and windage, and keep the X-Lock slider in place for single-distance competitions. The detach mechanism clamps onto the elevation block with two polygonal dovetails. The result is a rock-solid connection that will not rattle loose no matter the amount of bow vibration!



Integrated Offset Mount

ULTIMA CP PRO G2 features an integrated offset mount in the windage block, allowing for a total of 30mm (1.2") of windage adjustment range.



ZPE - Zero Play Elevation System Eliminates Backlash

ULTIMA sights feature the ZPE System to combat the common problem of backlash: A re-adjustable aluminum wedge, secured with Nord-Lock® washers, eliminates any gap between the threaded locking block and aperture block, guaranteeing accurate adjustments, every time.

Elevation Length	100mm (approx. 4")	
Extension Type	6" Carbon	9" Carbon
Mass Weight	239g	265g
Adjustment Increments (Windage / Elevation)	1/32" per revolution (approx. 1mm)	1/625" per click (approx. 0.04mm)
Compatible Scopes	No.10-32 threaded scope rods	
1st, 2nd, 3rd Axis	Adjustable	

Metal Sight Tapes

Both sides of ULTIMA CP PRO G2's elevation bar feature recessed metal sight scale plates. Each ULTIMA CP PRO G2 includes 8 double-sided sight scale plates, for a total of 16 scale options. Printed sight tapes can be used on the blank plate supplied.

ULTIMA SCALE MAGNIFIER

High-transparency lens enables clearer sight scale readings than ever before. Mounts to flat shelf indicator groove to enable easy and precise installation. Compatible with ULTIMA CP PRO and ULTIMA CPX (2 and above) sights. Original ULTIMA CPX is not compatible.



ULTIMA CPX IV

TARGET COMPOUND SIGHT

ULTIMA CPX IV 3D & Target Compound Sight

Rock Solid. Light Weight. The Gold Standard of 3D and Target Compound Sights.




NEW High-Precision Micro Adjustments

ULTIMA CPX IV features 32-pitch threads for elevation and windage travel, bringing travel per click down to 0.00156" (0.038mm) for all adjustments.

Tria-Lock System

SHIBUYA's innovative Tria-Lock system keeps the scope rod approx. 1/2" closer to the elevation bar than conventional target sights. This significantly reduces moment effected on the windage unit – a significant factor in development of play and faults!

The innovative Tria-Lock system encloses the scope rod holder from three sides, keeping it perfectly aligned and without play to produce a rattle-free, zero-tolerance environment.



X-Lock System

Re-adjustable, zero-tolerance fit between the windage unit and sight frame. Super-slick and durable polyacetal resin guide spacers enclose the elevation rail, re-adjustable at the turn of a set screw. All parts field-adjustable and -replaceable!



Sight Scale Plates

Both sides of ULTIMA CPX IV's elevation bar feature recessed metal sight scale plates. Each ULTIMA CPX IV includes a blank plate and reference scale. 8 double-sided sight scale plates, for a total of 16 scale options, are available sold separately. Printed sight tapes can be used on the blank plate supplied.



Elevation Length	100mm (approx. 4")	
Extension Type	6" Carbon	9" Carbon
Mass Weight	206g	225g
Adjustment Increments (Windage / Elevation)	1/32" per revolution (approx. 1mm)	1/625" per click (approx. 0.04mm)
Compatible Scopes	No.10-32 threaded scope rods	
1st, 2nd, 3rd Axis	Adjustable	
Includes	Offset Bracket	

OKULUS SCOPE

This state-of-the-art compound scope was developed with utmost care for balance, enabling it to fit any configuration.



Full-Featured Accessory Lineup

With The OKULUS Front Sunshade, Back Sunshade, Decal Ring, and Fiber Kit, OKULUS can adapt to any shooting style and venue.



Gravity Shift

Compensates for the weight of the optional sunshades and decal rings by shifting the scope housing's center of gravity.



Superior Glare Reduction

OKULUS features anti-reflective grooves, as well as matte anodizing to minimize glare inside the field of view.



Compatible with Sight Lights

OKULUS features multiple 8-32 threaded attachment holes for popular sight lights. The 45-degree angled mounting hole enables the archer to aim the light at the center of the lens when using a reticle decal.



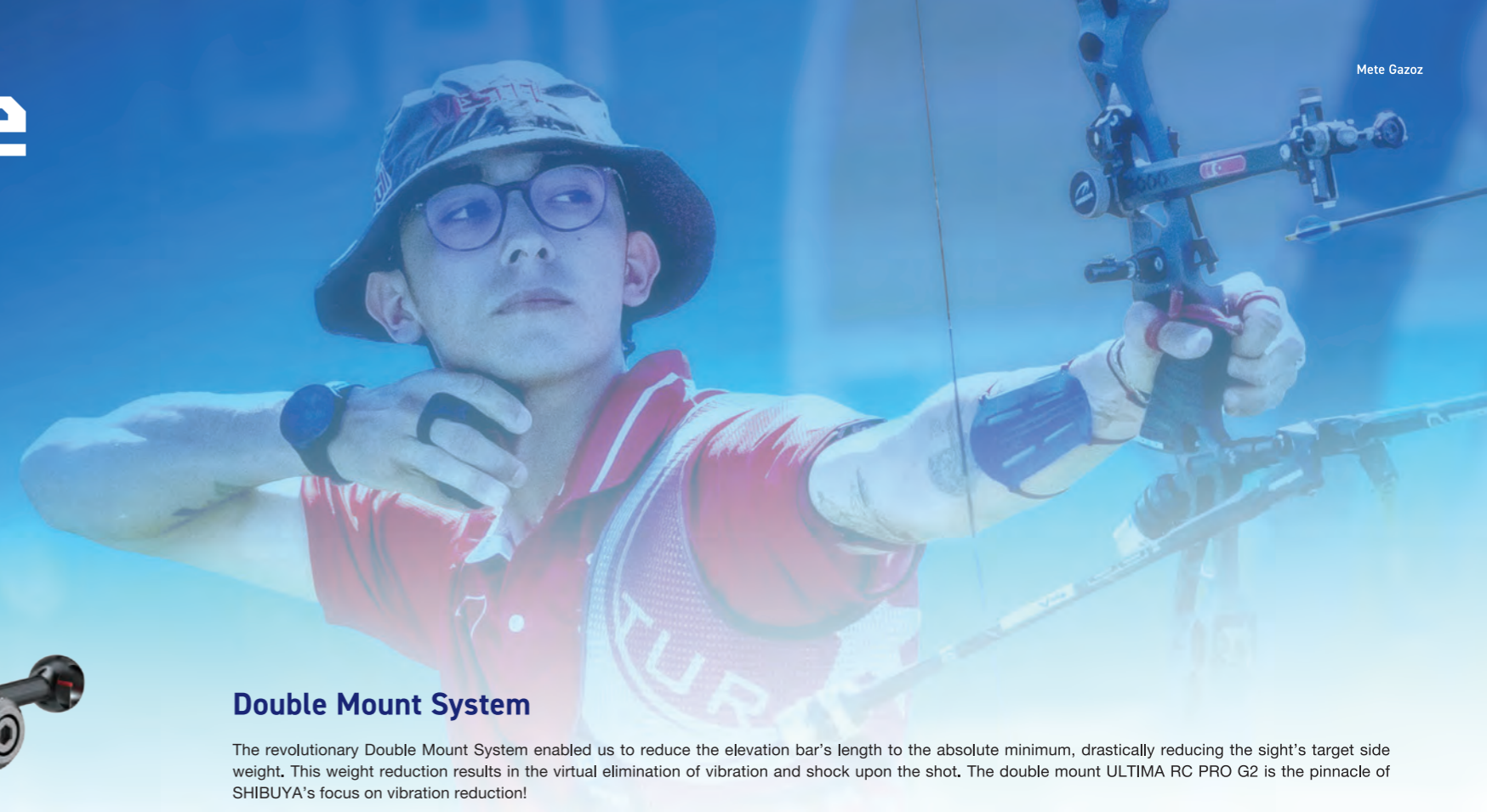
Mass Weight	Housing Set	33.7g (1.18oz, Lens not included)	Sight Light Attachment Angles	8-32 threaded vertical, 45degrees angled
	Front Sunshade	11g (0.38oz)		Lens Diameter
	Back Sunshade	8.2g (0.28oz)	Options	
	Decal Ring	7.2g (0.25oz)		
Active (inside) diameter	29mm (27mm when used with front sunshade)			
Compatible Sights	Sights with No.10-32 scope thread			

ULTIMA RC PRO G2

TARGET RECURVE SIGHT

The Sight of Choice for Medalists - Evolved.

More precise and quiet than ever, ULTIMA RC PRO G2 is sure to find its way to podiums across the globe.




NEW High-Precision Micro Adjustments

ULTIMA RC PRO G2 features 32-pitch threads for elevation and windage travel, bringing travel per click down to 0.00156" (0.038mm) for all adjustments.




1click = 0.00156" (0.038mm)



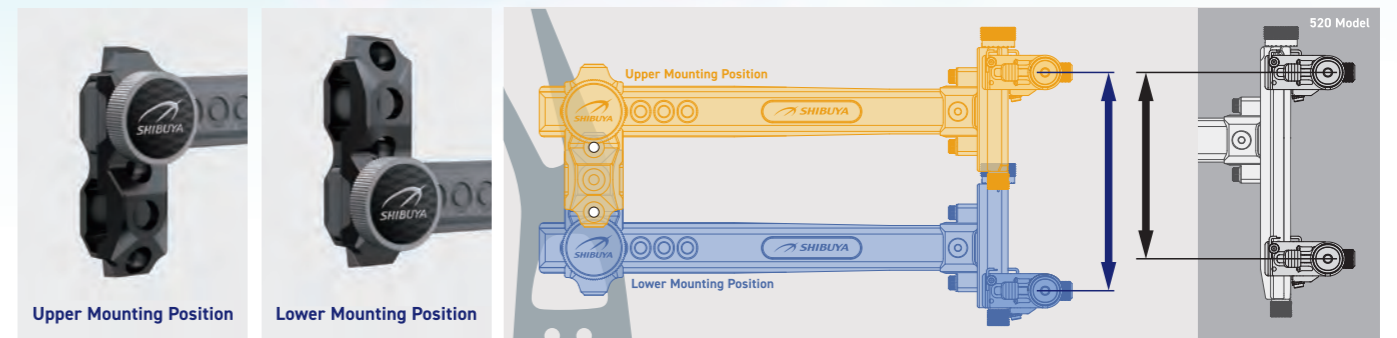
NEW Polygonal Carbon Extension G2

ULTIMA RC PRO G2's second generation Polygonal Carbon Extension features a slim profile, while retaining torsional stiffness and exceptional vibration damping. With its tapered shape it dampens vibration better than any other extension bar on the market.



Double Mount System

The revolutionary Double Mount System enabled us to reduce the elevation bar's length to the absolute minimum, drastically reducing the sight's target side weight. This weight reduction results in the virtual elimination of vibration and shock upon the shot. The double mount ULTIMA RC PRO G2 is the pinnacle of SHIBUYA's focus on vibration reduction!



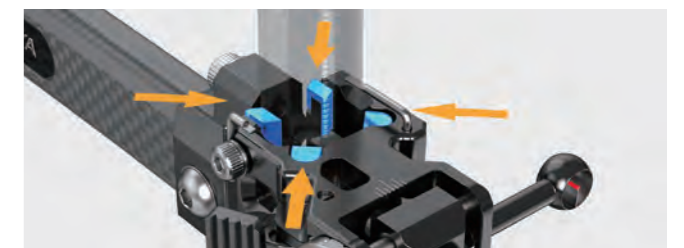
ZPE - Zero Play Elevation System eliminates Backlash

ULTIMA sights feature the ZPE System to combat the common problem of backlash: A re-adjustable aluminum wedge, secured with Nord-Lock® washers, eliminates any gap between the threaded locking block and aperture block, guaranteeing accurate adjustments, every time.



X-Lock System

Re-adjustable, zero-tolerance fit between the windage unit and sight frame. Super-slick and durable polyacetal resin guide spacers enclose the elevation rail, re-adjustable at the turn of a set screw. All parts field-adjustable and -replaceable!



Elevation Length	520-9: 132mm (approx. 5.2")	250-9: 63.5mm (approx. 2.5")
Extension Length	233mm (approx. 9")	
Mass Weight	236g (including sight pin)	233g (including sight pin)
Adjustment Increments (Windage / Elevation)	1/32" per revolution (approx. 1mm) 1/625" per click (approx. 0.04mm)	
Compatible Sight Pin	Thread Size No.8-32	

ULTIMA RC IV

TARGET RECURVE SIGHT

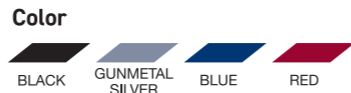
Continuing the 20-year Tradition of ULTIMA Recurve Sights.

ULTIMA RC has been the Choice of Medalists ever since its introduction in 2005!
ULTIMA RC IV continues the legacy with more precision and usability than ever.



NEW High-Precision Micro Adjustments

ULTIMA RC IV features 32-pitch threads for elevation and windage travel, bringing travel per click down to 0.00156" (0.038mm) for all adjustments.



Elevation Length	520-9: 132mm (approx. 5.2")
Extension Length	233mm (approx. 9")
Mass Weight	215g (including sight pin)
Adjustment Increments (Windage / Elevation)	1/32" per revolution (approx. 1mm) 1/625" per click (approx. 0.04mm)
Compatible Sight Pin	Thread Size No.8-32

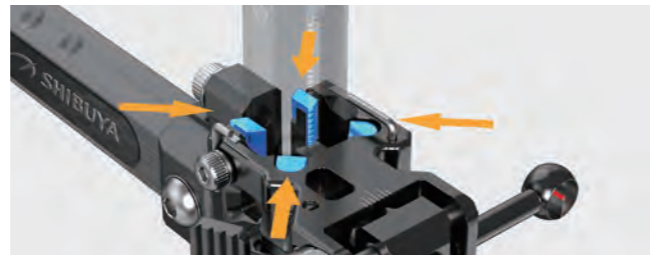
ZPE - Zero Play Elevation System eliminates Backlash

ULTIMA sights feature the ZPE System to combat the common problem of backlash: A re-adjustable aluminum wedge, secured with Nord-Lock® washers, eliminates any gap between the threaded locking block and aperture block, guaranteeing accurate adjustments, every time.

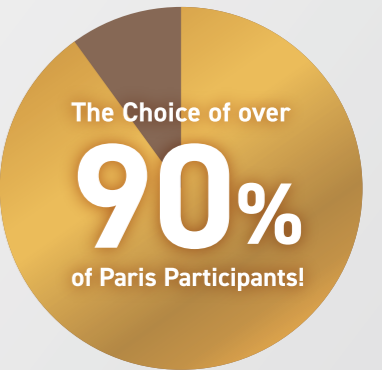


X-Lock System

Re-adjustable, zero-tolerance fit between the windage unit and sight frame. Super-slick and durable polyacetal resin guide spacers enclose the elevation rail, re-adjustable at the turn of a set screw. All parts field-adjustable and -replaceable!



ULTIMA RECURVE REST



*Color lineup may vary

Over 90% of participants in Paris chose the ULTIMA Recurve Rest as their arrow rest. Find out why the vast majority of top-level archers choose ULTIMA as one of the most integral parts of their setup!

DLC^{※1} - coated Offset Support Arm

The ULTIMA Recurve Rest's Support Arm makes use of DLC-coating – a technology offering superior material strength and friction properties, applied in fields such as parts for racing engines. As a result, the energy loss inflicted on an arrow gliding over the arm is reduced to the bare minimum. The Support Arm's Offset construction guarantees no contact with the cushion plunger's barrel, even when used with the smallest diameter shafts.

※1 DLC (Diamond-like carbon): A coating of amorphous carbon, granting exceptional hardness, wear resistance, and slickness (low coefficient of friction).



CNC^{※2} machined for unrivaled precision manufacturing

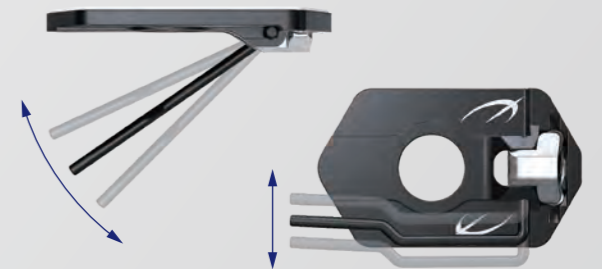
By employing CNC milling, SHIBUYA was able to reduce dimensional error margins to an unprecedented minimum. The innovative "V-lock" Magnet configuration ensures smooth, repeatable movement that eclipses everything the market has seen to date!

※2 CNC (Computer Numerical Control): computerized automation of machine tools such as milling machines



Dual Adjust System

The ULTIMA Recurve Rest is adjustable not only vertically, to ensure compatibility with any size arrow shaft, but also horizontally to compensate for sight window depth and plunger settings. There is no need to ever cut or bend the support arm again! Adjustments are easy to make with one screw, even when the arrow is rested on the support arm.



SHIBUYA's V-Lock System – unrivaled precision and repeatability

The line of magnetic force between the ULTIMA Recurve Rest's dual magnets catches and returns the Support Arm safely and repeatably, exponentially increasing the reliability of the rest. SHIBUYA uses only highest quality corrosion-resistant samarium cobalt magnets, known for their constant magnetic force independent of temperature changes.

By placing the adjustment screw between the magnets, SHIBUYA was able to maintain a super-slim construction (only 3.8mm including adhesive tape), while at the same time using a 3mm screw for comfortable, safe adjustments.



APEX

SHIBUYA's tournament proven tab, better and more affordable than ever.



Std type

HEAVY type

Flat Design

The SHIBUYA APEX Tab features a completely flat plate design by recessing the finger spacer and anchor pad screws into the plate. By allowing the thumb to tuck in beneath the anchor tab, this design enables the archer to achieve a connected anchoring surface with index finger, anchor pad, and thumb. Anchoring has never felt more natural!

TiltLok Finger Spacer

APEX features a redesigned Finger Spacer that allows for deeper hooking and offers a slimmer profile. The construction of the Finger Spacer prevents it from tilting, eliminating inconsistency resulting from the angle shifting during use.

Internal Mount Anchor Pad

The SHIBUYA APEX Tab's Anchor Pad is anchored in between the plate and leather. The archer is able to achieve a consistent anchoring surface to the fingers. The anchor pad naturally moves out of the way, enabling smoother anchoring than ever. The tab plate is covered by the anchor pad, eliminating the need to alter it in order to not protrude from the anchor pad.

Premium Customized Cordovan Leather

The Cordovan leather face used for the SHIBUYA APEX tab is supple, smooth, and has consistent thickness unrivaled on the market. This is not by coincidence – working with our supplier we had every step of the tanning process customized to produce the highest quality leather on the market.



	Std type	HEAVY type
Mass Weight	XS: approx. 54g / S: approx. 67g / M: approx. 73g / L: approx. 78g	XS: approx. 108g / S: approx. 128g / M: approx. 140g / L: approx. 150g
Plate Finger Spacer	6000 Series Aluminum	Stainless steel
Color	Black (Blast, Anodized)	Silver
Leather Material	Face Leather: APEX TAB Original Cordovan Face, Back Leather: Cowhide (Blue)	
Size	XS / S / M / L *see homepage for sizing	

PRIMUS



Developed in cooperation with FUJIKURA

SHIBUYA's thinnest stabilizer, offering excellent damping performance for competition Recurve and Compound setups.

PRIMUS is built on a brand-new, all-custom carbon tube, strategically employing 90t ultra-high modulus carbon. By placing a layer of vibration damping material between the carbon layers with proprietary technology, PRIMUS achieves outstanding vibration damping, while maintaining optimal stiffness. PRIMUS achieves optimal performance through all critical phases of the shot, from aiming all the way through to follow-through.


Super-thin 14mm diameter

PRIMUS rod diameter is only 14mm, achieving a balance between stiffness, wall thickness, and resistance to the influence of outside elements.



Viscoelastic damping layer

PRIMUS uses proprietary damping material integrated into the carbon layup to ensure uniform and effective vibration dispersion.



	PRIMUS	PRIMUS EXTENDER
Lengths and Mass Weight	30" (approx. 151g) / 28" (approx. 145g) / 26" (approx. 137g) / 15" (approx. 88g) / 12" (approx. 78g) / 11" (approx. 75g)	5" (approx. 60g) / 4" (approx. 54g) / 3" (approx. 48g)
Outer Diameter of Carbon Pipe	14mm diameter	18mm diameter
Compatible Weights	5/16-24 or 1/4-20	-
Pipe Material	Pitch-based 90t high modulus carbon fiber (Vibration dampening material blended into the entire length)	PAN high modulus carbon fiber
Included Accessories	Conversion stud 5/16-1/4, Stabilizer Bag	Stabilizer Bag

PRIMUS V-BAR

Ultra light 47g (1.66oz)!*1 Redefining weight distribution

Mass weight roughly half that of conventional V-bars enables the archer to attach more weights to the far ends of the stabilizers, making possible a setting that distributes weight away from the riser. Reducing the weight of the V-bar opens the door for unlimited choice of stabilization systems and finer balance adjustment than ever before!

*1 Includes V-Bar Bolt

Side Rod Angles: 40° or 45°



Penny Healey

VANQUISH

A fusion of 90t Ultra-High Modulus carbon and proprietary damping composite technology. Everything about VANQUISH is redesigned from the ground up, from the carbon pipe to the bushing ferrules.

Super high modulus 90t carbon, even stronger than the 60t carbon used in the MZS, is strategically integrated in the carbon layup. Using proprietary viscoelastic vibration damping composite technology, we have achieved high rigidity and high vibration damping properties simultaneously by sandwiching the vibration damping material between the carbon layers.



VANQUISH PRO

Ultra-High Modulus 90t Carbon x Dual Damping Structure

Optimally blended ultra-high modulus 90t carbon combined with advanced vibration-damping composite technology. In addition to the conventional design that sandwiches damping material between carbon layers, a new dual-damping structure has been introduced—embedding vibration-absorbing material inside the tube itself for superior vibration control.



	VANQUISH	VANQUISH PRO
Lengths and Mass Weight	33" (approx. 168g) / 30" (approx. 157g) 15" (approx. 93g) / 12" (approx. 84g)	33" (approx. 216g) / 30" (approx. 196g) 15" (approx. 163g) / 12" (approx. 138g)
Outer Diameter of Carbon Pipe	16mm diameter	
Compatible Weight Threads	5/16-24	
Pipe Material	Pitch-based 90t high modulus carbon fiber (Vibration dampening material blended into the entire length)	Pitch-based 90t high modulus carbon fiber (Vibration dampening material blended into the entire length + additional internal damping granules)
Included Accessories	Disc Weights 7oz (4oz, 2oz, 1oz), Stabilizer thread: 5/16-24 (1", 0.5"), Stabilizer Bag	

Standard equipped with disc weights as standard

Each VANQUISH and VANQUISH PRO stabilizer includes the brand-new SHIBUYA disc weight set (7oz). This set includes 4oz, 2oz, and 1oz weights, allowing for fine weight adjustments. By adding additional weights, VANQUISH can support weight settings in excess of 20 oz. This allows for unlimited customization to fit each archer's shooting style.

VERSA

With a fully customized carbon rod optimized for recurve bows, VERSA offers a blend of stiffness and forgiveness that works well on competition bows, but also dampens vibration well even on low poundage setups.

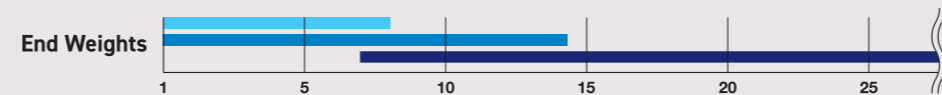
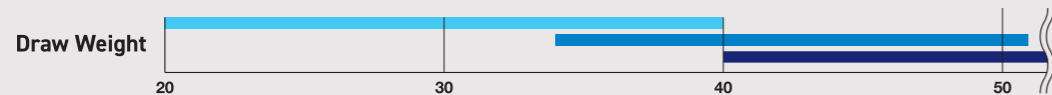


Lengths	28" / 26" / 12" / 11" / 10" / 5" / 4" / 3"
Included Accessories	28" / 26": 1 Flat Weight and 1 Cap Weight, Stabilizer Bag 12" / 11" / 10": 1 Cap Weight, Stabilizer Bag
Colors	Black, White



George Ryals IV

Recommended Weight Ranges



VARIS



Anti-Loosening Design with Opposing Thread Directions

VARIS adopts bolts with opposing tightening directions—the right side tightens clockwise, and the left side tightens counterclockwise. This ensures that each bolt tightens toward the direction of downward force on the side rod, effectively preventing unexpected loosening during use.

Click-Lock QD Connect (Patent Pending)

The redesigned quick-detach connector features a built-in click mechanism for improved retention and drop prevention. By giving the QD pin a triangular-based geometry, the contact area at lock engagement has been increased, allowing for a more secure lock. This greatly enhances resistance to loosening. Additionally, the dovetail structure improves alignment precision for the side rod mounting position.

Weight	With bolt: 192g Without bolt: 153g
Color	Black [Body]

GHOST DAMPER



GHOST 32

GHOST 40

SIGHT DAMPER

Competition damper made of a special low-rebound rubber material, selected through repeated testing of multiple materials and hardnesses. GHOST fits perfectly with SHIBUYA stabilizers, and achieves rapid vibration damping. It dramatically improves stability during shooting and maximizes your performance.

	GHOST 32	GHOST 40	SIGHT DAMPER
Weight	Approx. 34g	Approx. 61g	Approx. 7g (pc)
Thread sizes	1/4-1/4*	5/16-5/16	M4
Includes	Thread stud		Weight

* can be switched to 5/16 using an adapter screw

DISC WEIGHT




SHIBUYA Disc Weights include slots for the SHIBUYA MP Wrench or common pin wrenches, allowing the archer to loosen them even when they become impossible to move by hand! Available in 4, 2, and 1oz, or as a 7oz set.

DUAL CLICK TARGET RECURVE SIGHT

Still the choice of top archers around the globe, since 1999.

Ever since we set the standard for target archery sights with the AR-10 in 1979, no other brand of recurve sights has produced more champions or world records than SHIBUYA. The Dual Click line has been the sight of choice for a great number of top-ranked archers, such as the medal-winning Korean National team!

The Dual Click sights now have a reinforced resin windage block to prevent breakage, and feature the popular mounts and click parts proven in the ULTIMA sight series.



Color  BLACK

Weight	197g
Compatible Apertures	No.8-32 threaded sight pins
Extension	Aluminum, 225mm (approx. 9")

DX PLUNGER

The gold standard for mid-level plungers since 1981.

Exclusive manufacturing process ensures a slick cylinder interior for smooth plunger tip movement. Includes friction-free teflon tip as well as long-lasting metal tip. Can be disassembled for maintenance with the spring tension locked. Recover your settings instantly simply by reassembling! Repeatability is of utmost importance on Plungers, which require frequent maintenance.



Thread Size	5/16-2
Colors	Black, Silver, Blue, Red
Includes	3 different strength springs included 1.5mm and 2.5mm hex wrenches

Can be fastened even more securely with SHIBUYA Plunger/Stabilizer spanner (sold separately)


MP WRENCH

One tool to fix them all - includes spanner slots for SHIBUYA DX and Beiter Plungers, a hook wrench for PRIMUS and VANQUISH Stabilizers, and pins to fasten and loosen SHIBUYA Disc weights.



FIBER OPTIC SIGHT PIN

- 8-32 threaded sight pin for recurve use
- Extra bright 1mm (0.040") diameter fiber optic
- 7 or 12mm outer diameter
- WA legal
- Incl. Red, Green fiber



CHEST GUARD

SHIBUYA's proven competition Chest Guard. Proprietary mesh material doesn't interfere with string return. SHIBUYA Custom Fit system allows perfect fit for a wide variety of body types. Belt system replaceable.



Size	S, M, L, XL
Side	RH / LH
Color	Black, White, Blue, Red

SHIBUYA TRANSPORTER BOWCASE

The TRANSPORTER bowcase was released to address these concerns from international competition archers.

The sleek shell houses a roomy 56.5L capacity to carry everything needed for a major competition. The compact TRANSPORTER 49.0L offers enough space for one bow set in everyday use. With a refined interior and TSA locks, TRANSPORTER is perfect for top level international competition. Wheels and handles field replaceable.



*color lineup subject to change

TRANSPORTER 56.5L



Matte Black Glossy Blue Matte White

TRANSPORTER 49.0L




Glossy Black Glossy Blue Glossy White Glossy Yellow Glossy Brushed Silver Glossy Red

	TRANSPORTER 56.5L	TRANSPORTER 49.0L
Outer dimensions	H880mm x W400mm x D210mm	H855mm x W360mm x D220mm
Inner dimension	H830mm x W330mm x D (lid compartment 75mm + main compartment 120mm)	H795mm x W280mm x D (lid compartment 70mm + main compartment 130mm)
Capacity	Approx. 56.5L	Approx. 49.0L
Weight	Approx. 5.1kg	Approx. 4.8kg
Material	Polycarbonate ABS protective shell	



www.shibuya-archery.com



USER GUIDE

